

Surface Mount Double-Balanced Mixer, 200 KHz - 200 MHz

Rev. V4

Features

- Fully Hermetic Package
- Three Decade Coverage
- Impedance: 50 Ohms Nominal
- Maximum Input Power: 400 mW Max, Derated to 85°C @ 3.2 mW/°C
- X Port Current: 50 mA Max.
- MIL-STD-883 Screening Available

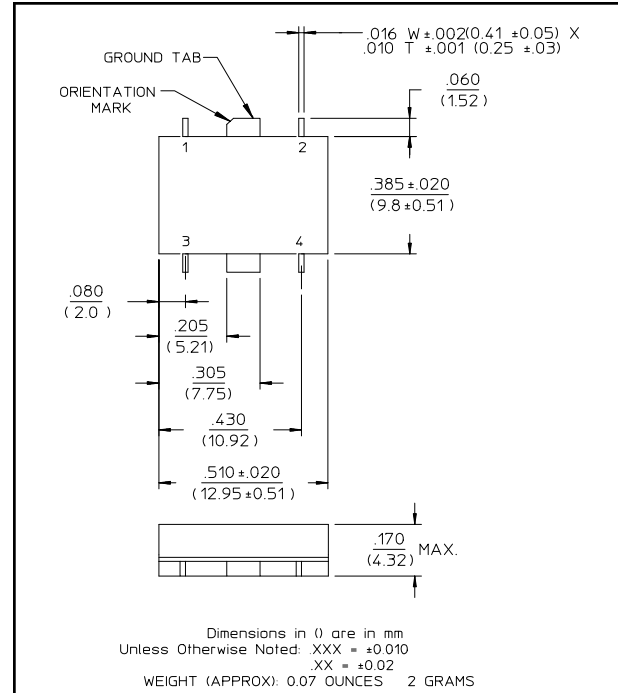
Description

Transformers convert the LO and RF paths to balanced lines connecting to a medium barrier, Schottky diode ring quad. These transformers help provide excellent isolation between ports. Conversion loss is low. The direct connection of the IF port to the diode quad allows these mixers to be used as phase detectors and bi-phase modulators.

Pin Configuration

Pin No.	Function	Pin No.	Function
1	GND	3	LO
2	IF	4	RF

SF-1



Electrical Specifications¹: T_A = -55°C to +85°C

Parameter	Test Conditions	Frequency	Units	Min	Typ	Max
Frequency Range	RF, LO Ports IF Port	0.2 - 200 DC - 200	MHz MHz	—	—	—
Conversion Loss		0.2 - 50 MHz 50 - 200 MHz	dB dB	— —	— —	6.0 7.5
Isolation	LO to RF	0.2 - 50 MHz 50 - 200 MHz	dB dB	35 30	— —	— —
	LO to IF	0.2 - 50 MHz 50 - 200 MHz	dB dB	35 25	— —	— —
	RF to IF	0.2 - 50 MHz 50 - 200 MHz	dB dB	25 20	— —	— —
DC Polarity	Negative	—	—	—	—	—
DC Offset	—	—	mV	—	≤3	—
RF Input ²	1 dB Compression 1 dB Desensitization	— —	dBm dBm	— —	+2 0	— —
SSB Noise Figure	Within 1 dB of Conversion Loss Max	—	—	—	—	—
Typical Two-Tone IM Ratio	with a -10 dBm input, each input, 25 MHz and 35 MHz IF	100 - 200 MHz 200 - 300 MHz	dB dB	— —	50 36	— —

1. All specifications apply when operated at +7 dBm available LO power with 50 ohm source and load impedance.
2. Measured at 100 MHz.

1

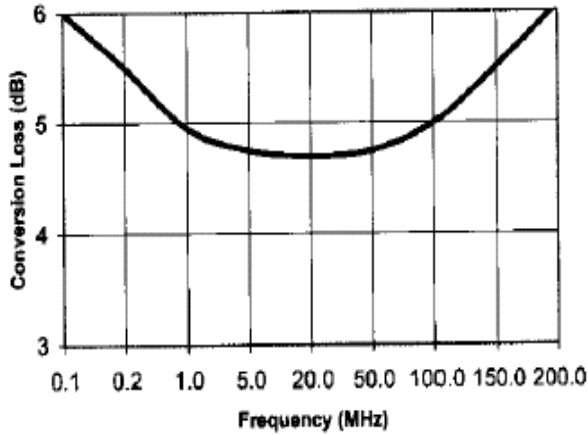
ADVANCED: Data Sheets contain information regarding a product M/A-COM Technology Solutions is considering for development. Performance is based on target specifications, simulated results, and/or prototype measurements. Commitment to develop is not guaranteed.
PRELIMINARY: Data Sheets contain information regarding a product M/A-COM Technology Solutions has under development. Performance is based on engineering tests. Specifications are typical. Mechanical outline has been fixed. Engineering samples and/or test data may be available. Commitment to produce in volume is not guaranteed.

• **North America** Tel: 800.366.2266 • **Europe** Tel: +353.21.244.6400
• **India** Tel: +91.80.4155721 • **China** Tel: +86.21.2407.1588
Visit www.macomtech.com for additional data sheets and product information.

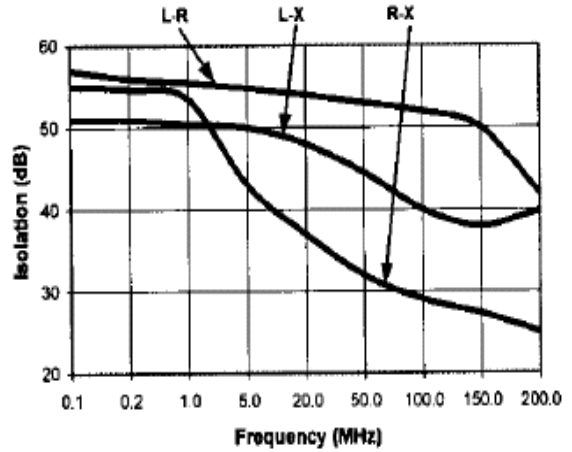
M/A-COM Technology Solutions Inc. and its affiliates reserve the right to make changes to the product(s) or information contained herein without notice.

Typical Performance Curves

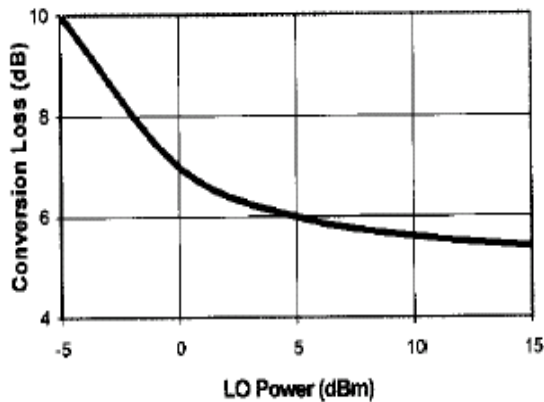
Conversion Loss



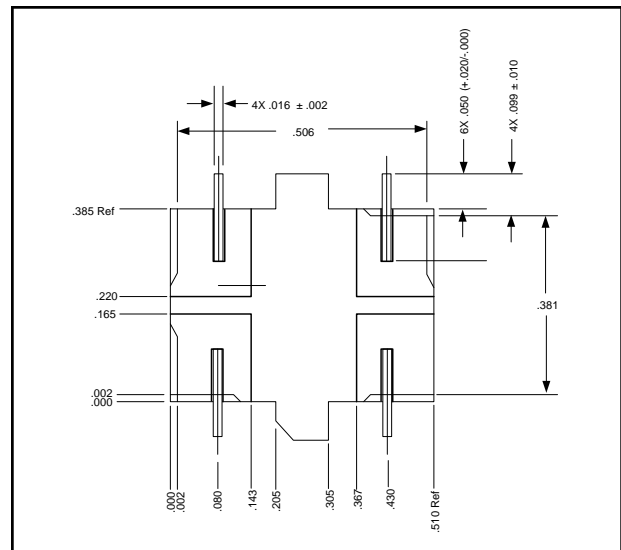
Isolation



Conversion Loss vs. LO Power



Bottom View of SF-1



Ordering Information

Part Number	Package
MDS-222 PIN	SF-1